

Lutterworth Pines Drinking Water System

Drinking Water System Number: 260091936

Drinking Water System Category: Small Municipal Residential

2025 Annual Water Report

Reporting Period: January 1st – December 31st, 2025

Issued: February 27, 2026, Revision: 0

Prepared for: The Township of Minden Hills

Drinking Water System Operating Authority: Ontario Clean Water Agency



This report has been prepared to satisfy the annual reporting requirements in O.Reg 170/03 Section 11 and Schedule 22

Table of Contents

2025 Annual Drinking Water System Summary Report	1
Report Availability	1
Compliance Summary	1
Drinking Water System Process Description	2
Source Water	2
Water Treatment Facility	2
Summary of Non-Compliance.....	2
Adverse Water Quality Incidents	2
Non-Compliance.....	3
Non-Compliance Identified in a Ministry Inspection.....	4
Flows	4
Raw Water Flows	4
Treated Water Flows	6
Regulatory Sample Results Summary.....	7
Microbiological Testing.....	7
Operational Testing	8
Inorganic Parameters	8
Schedule 15 Sampling (Lead)	9
Organic Parameters	9
Additional Legislated Samples	11
Major Maintenance Summary Incurred to Install, Repair or Replace Required Equipment	12
APPENDIX A	13
WTR Submission Confirmation.....	13

2025 Annual Drinking Water System Summary Report

Report Availability

This system does not serve more than 10,000 residence and the annual reports will be available to residents at the Township of Minden Hills Municipal Office. Notification will be at the Municipal Office and copies provided free of charge if requested. The Township of Minden Hills Administration Office is located at 7 Milne Street in Minden, Ontario.

Drinking Water System Number: 260091936

Drinking Water System Name: Lutterworth Pines Drinking Water System

Drinking Water System Owner: Township of Minden Hills

Drinking Water System Category: Small Municipal Residential

Reporting Period: January 1, 2025 – December 31, 2025

Compliance Summary

Table 1. Drinking Water Compliance Summary

	Number of Events	Date	Details
Ministry (MECP) Inspections	1	June 04, 2025	2025/2026 Announced Detailed Drinking Water Inspection – Final Inspection Rating of 100%
Adverse Water Quality Incidents (AWQIs)	4	January 30, 2025	Treated water Sodium exceedance.
		March 30, 2025	Low system pressure due to generator fault during a power outage.
		October 10, 2025	Treated water Uranium exceedance.
		October 17, 2025	Treated water Uranium exceedance.
Non-Compliances	0		

	Number of Events	Date	Details
Boil Water Advisories	1	March 30, 2025	Issued for AWQI noted above on the same date.
Health and Safety	0		

Drinking Water System Process Description

The Lutterworth Pines drinking water system is a small municipal residential drinking water system that serves the community of Lutterworth Pines in Minden Hills, Ontario. The drinking water system is classified as a Limited Groundwater System O. Reg. 128/04.

Source Water

The Lutterworth Pines Water Treatment Plant is supplied with raw groundwater from two non-GUDI wells: Well # 1 and Well # 2.

Water Treatment Facility

The treatment system consists of the following:

- Two drilled groundwater production wells deemed non-GUDI
- Raw and treated water flow meters
- Kinetico media vessel using ion exchange technology for the removal of uranium with pre-treatment 20um cartridge filter
- Chemical feed system consisting of two metering pumps for primary and secondary disinfection with sodium hypochlorite solution
- Four 452L chlorine contact tanks
- Continuous online free chlorine residual monitoring of treated water prior to entering the distribution system
- Three 450L pressure tanks
- Standby power generator

Table 2. Treatment Chemicals Used

Chemical Name	Use	Supplier
Sodium Hypochlorite	Disinfection	Jutzi Water Technology

Summary of Non-Compliance

Adverse Water Quality Incidents

Table 3. Adverse Water Quality Incidents

Date	AWQI #	Location	Problem	Details	Legislation	Corrective Action Taken
January 30, 2025	167298	Treated Water	Sodium >20 mg/L	Results of: 21.3 mg/L	O. Reg 170/03	Notices posted; resample: 48.6 mg/L
March 30, 2025	167674	Distribution	Low system pressure	Generator fault occurred during a power outage due to inclement weather causing low system pressure	O. Reg 170/03	Boil Water Order Noticed Issued by MOH. Once power restored, pressure restored, flushed, samples collected.
October 10, 2025	170312	Treated Water	Uranium >20 µg/L	Results of: 25.7 µg/L	O. Reg 170/03	Re-sample, additional raw, process samples collected for troubleshooting. Filter media replaced in both filters by contractor. Additional monitoring being collected.
October 17, 2025	170408	Treated Water	Uranium >20 µg/L	Results of: 25.7 µg/L	O. Reg 170/03	

Non-Compliance

Table 4. Non-Compliance

Legislation	Requirement(s) system failed to meet	Duration of the failure (i.e. date(s))	Corrective Action	Status
There were no non-compliances during the reporting period.				

Non-Compliance Identified in a Ministry Inspection

Table 5. Non-Compliance Identified in a Ministry Inspection

Legislation	Requirement(s) system failed to meet	Duration of the failure (i.e. date(s))	Corrective Action	Status
There were no non-compliances during the reporting period.				

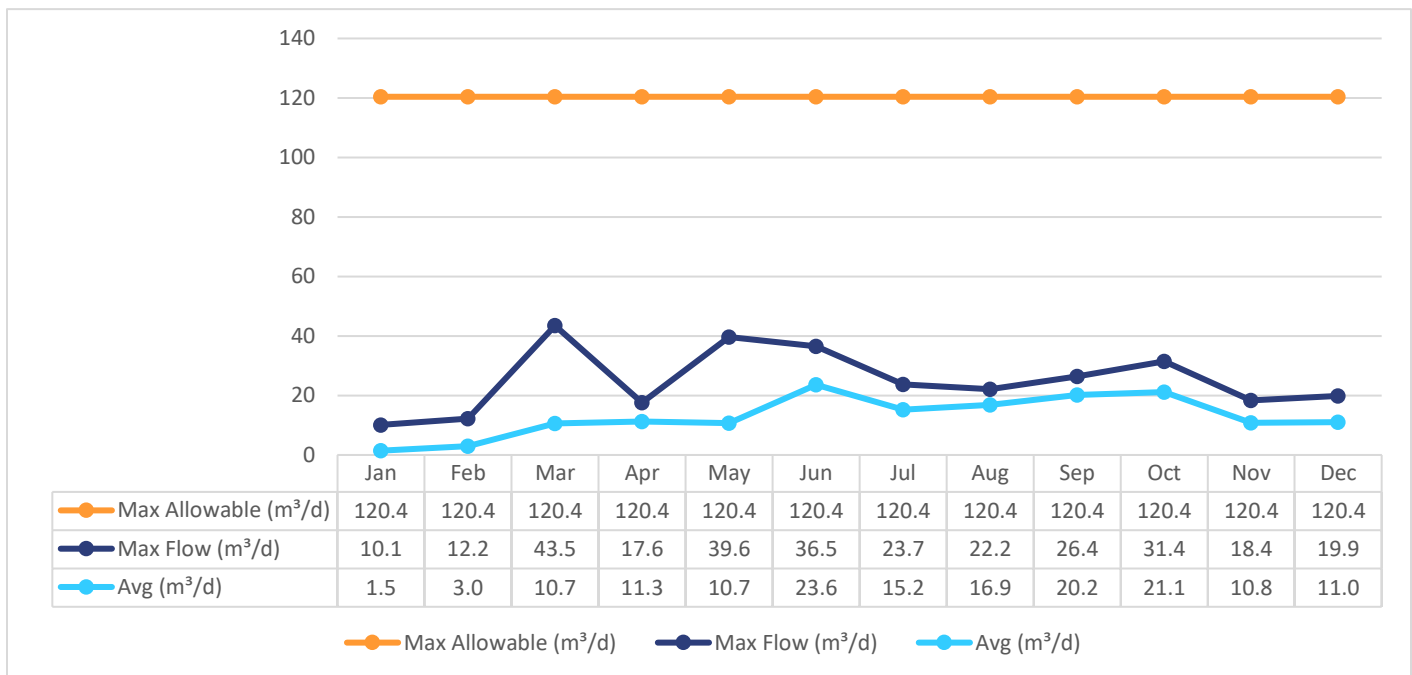
Flows

The Lutterworth Pines Drinking Water System is operating on average under half the rated capacity.

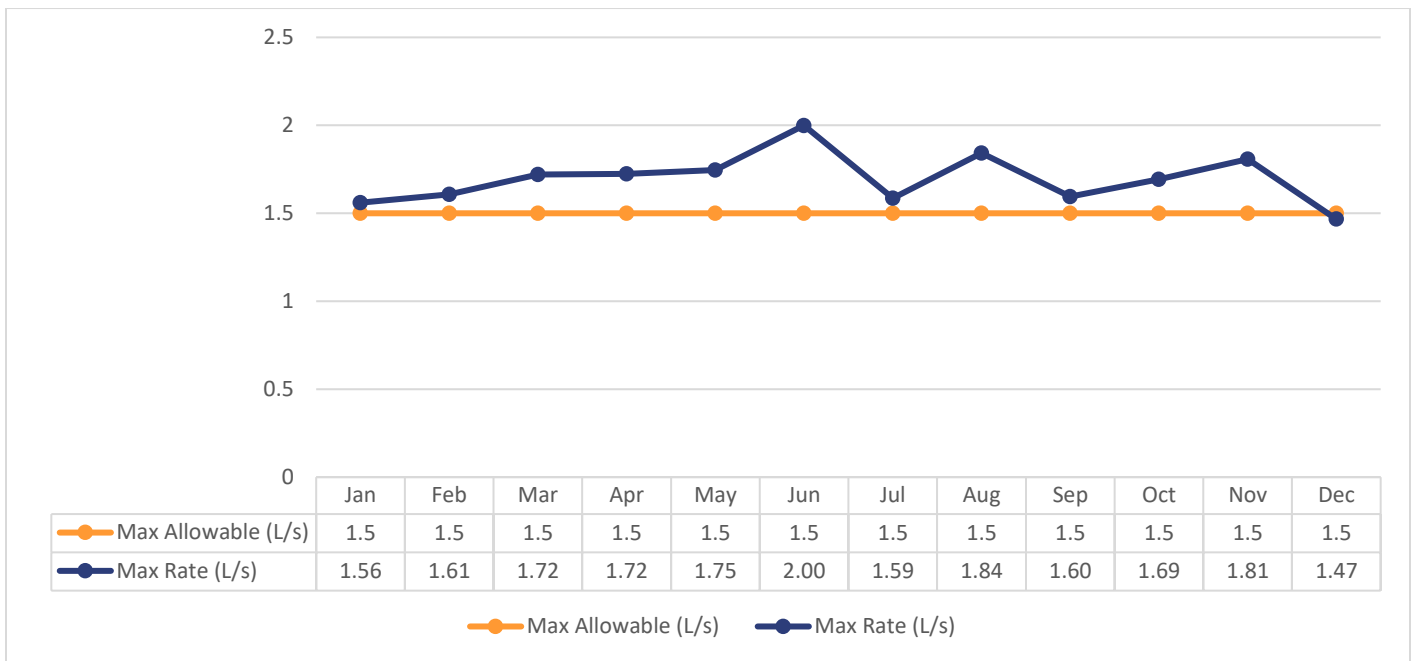
Raw Water Flows

The Raw Water takings are regulated by the Permit to Take Water (PTTW). 2025 Raw Flow Data was submitted to the Ministry electronically under permit #7458-B2JNYL. The confirmation for the data that was submitted is attached in Appendix A.

Graph 1. Total Monthly Flows (m³/d) – Well #1 (Max Allowable PTTW)

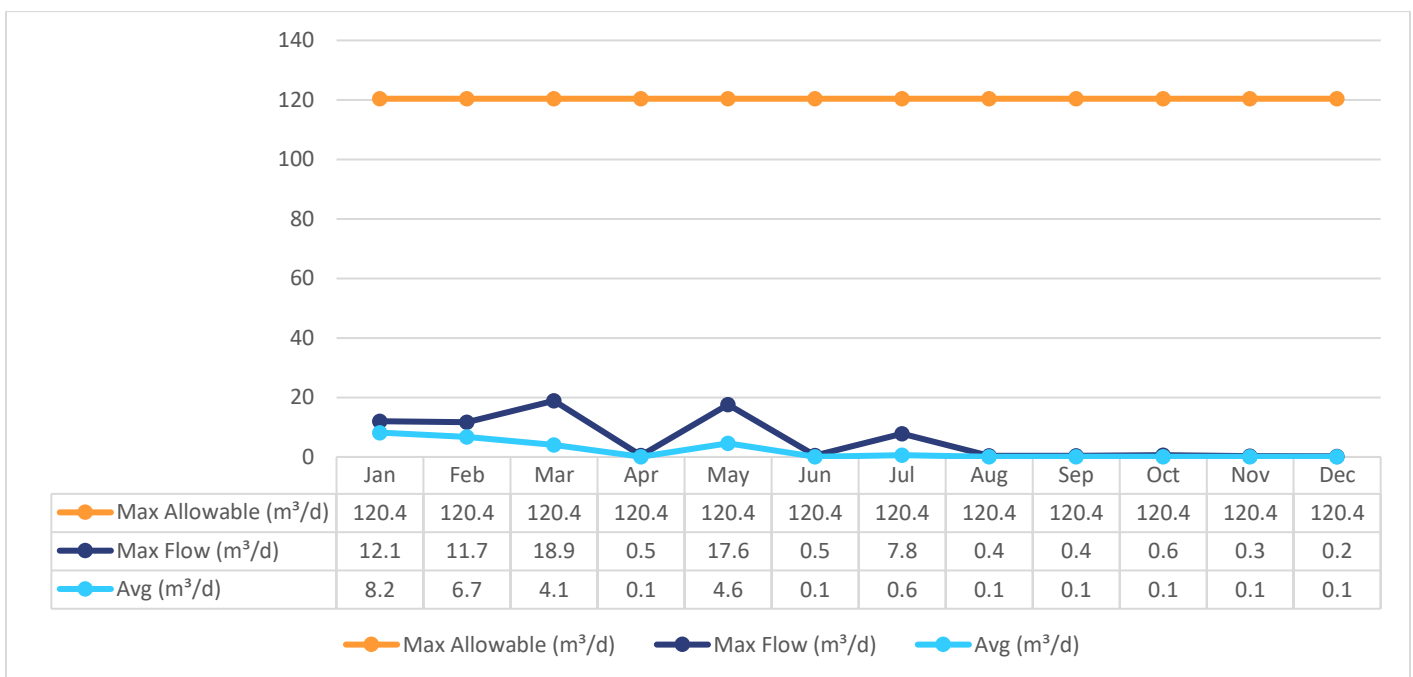


Graph 2. Monthly Rated Flows (L/s) – Well #1 (Max Allowable Rate PTTW)

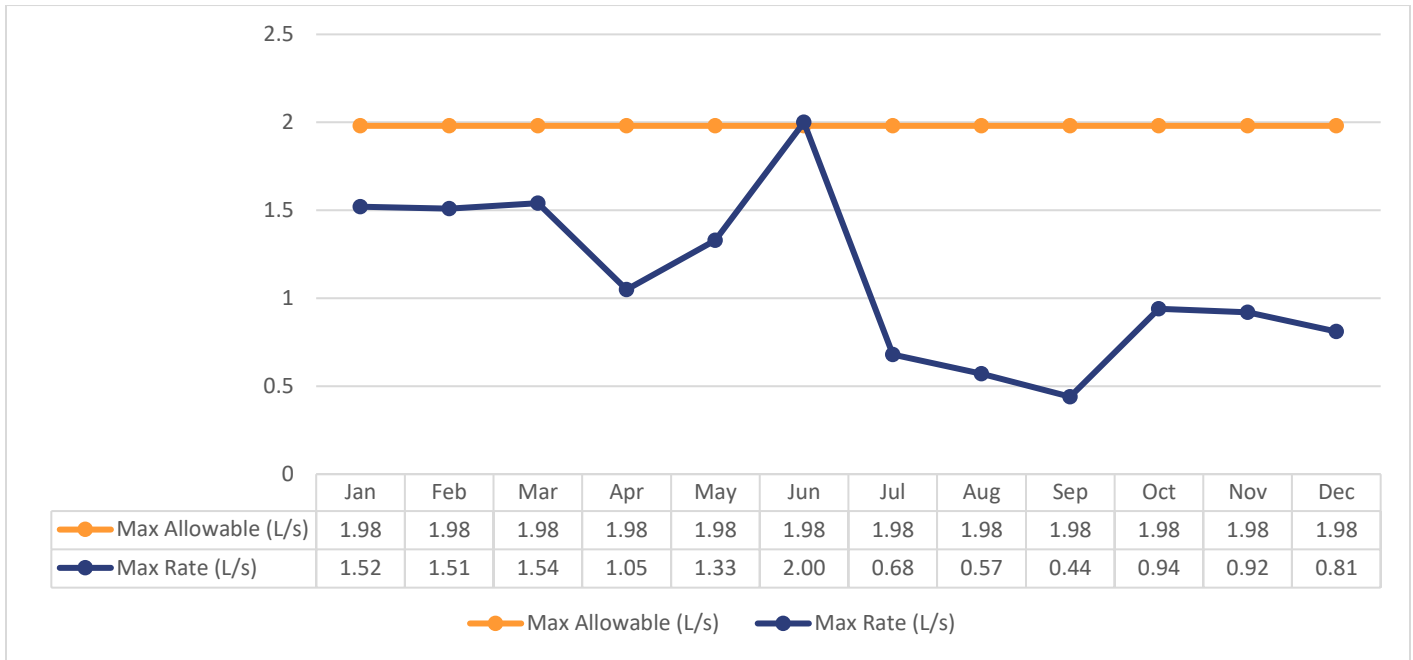


Note: The above table shows there were exceedances in instantaneous peak flow rate (L/s). The actual limit in the PTTW is 91L/min. Spikes were < 1minute and occurred at pump start up. The spike in June occurred during flow meter calibration. The spike in October occurred while completing maintenance on the flow control valve on Well #1. The spike in November occurred while completing maintenance on the uranium polisher filter.

Graph 3. Total Monthly Flows (m³/d) – Well #2 (Max Allowable PTTW)



Graph 4. Monthly Rated Flows (L/s) – Well #2 (Max Allowable Rate PTTW)

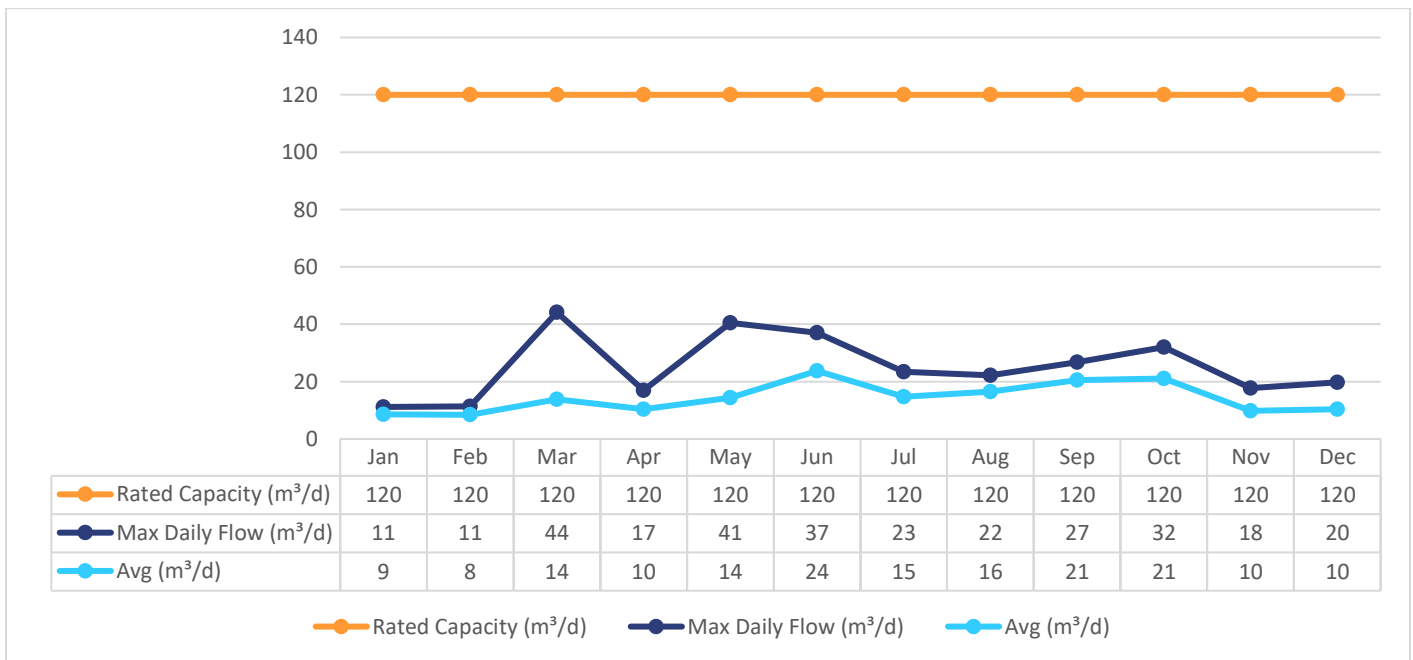


Note: The above table shows an exceedance in instantaneous peak flow rate (L/s) in June. The actual PTTW limit is 119L/min. The spike in June was due to flow meter calibration.

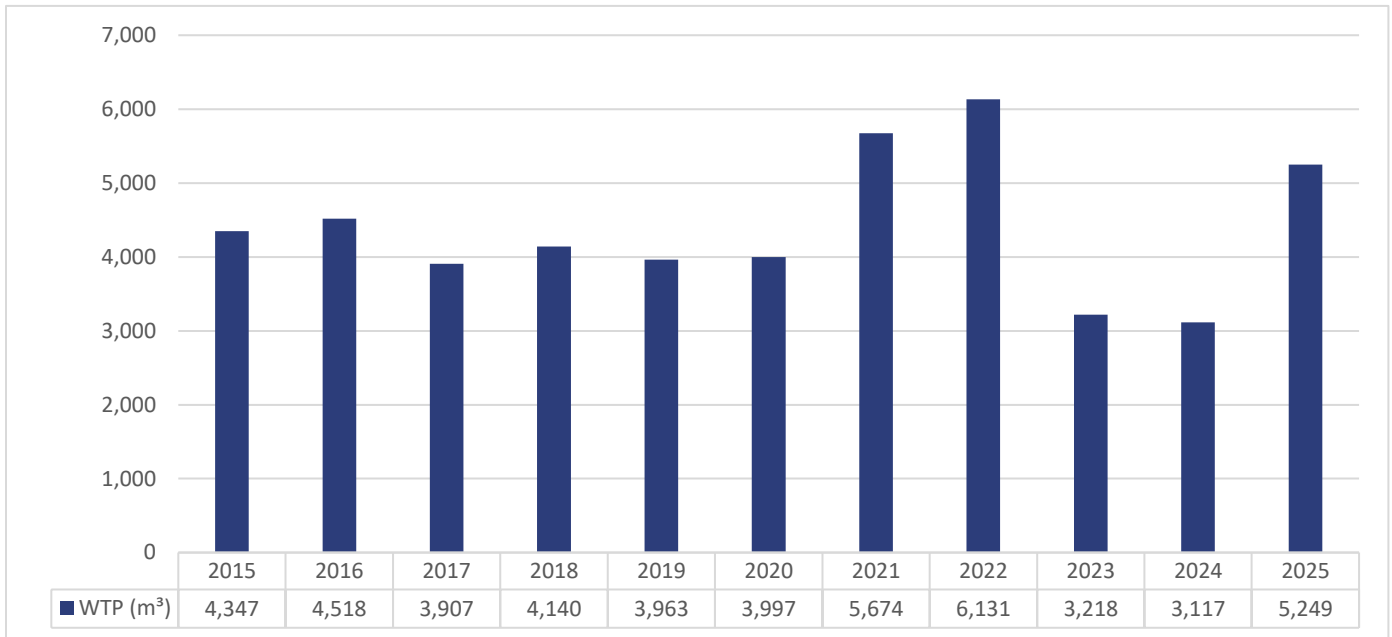
Treated Water Flows

The Treated Water flows are regulated under the Municipal Drinking Water Licence (MDWL).

Graph 5. Monthly Rated Flows (m³/d) – Rated Capacity - MDWL



Graph 6. Annual Total Flow Comparison (m³)



Note: 2021, 2022 and 2025 high flows due to distribution leaks.

Regulatory Sample Results Summary

Microbiological Testing

Table 6. Microbiological Test Results

	No. of Samples Collected	Range of E. Coli Results		Range of Total Coliform Results		No. of Samples Collected	Range of HPC Results	
		Min	Max	Min	Max		Min	Max
Raw Well 1	12	0	0	0	0	N/A	N/A	N/A
Raw Well 2	12	0	0	0	0	N/A	N/A	N/A
Distribution	27	0	0	0	0	26	0	1

HPC = Heterotrophic Plate Count

Operational Testing

Table 7. Operational Test Results

Parameter	Number of Samples Collected	Range of Results Minimum	Range of Results Maximum
Chlorine	8760	0.00	5.00
Fluoride (If the DWS provides fluoridation)	N/A	N/A	N/A

Note: Record the unit of measurement if it is **not** milligrams per litre.

Note: For continuous monitors 8760 is used as the number of samples. Spikes recorded by online instrumentation were a result of air bubbles and various maintenance/calibration activities. All spikes are reviewed for compliance with O. Reg. 170/03.

Inorganic Parameters

These parameters are tested as a requirement under O. Reg. 170/03. Sodium and Fluoride are required to be tested every five years. Nitrate and Nitrate are tested quarterly. In the event any of the parameters listed in Schedule 23 or 24 of O. Reg. 170/03 exceed half of the maximum allowable concentration the parameter is required to be samples quarterly.

Table 8. Inorganic Parameters Test Results

	Sample Date (yyyy/mm/dd)	Sample Result	Unit of Measure	MAC	Exceedance	
					MAC	½ MAC
Treated Water						
Antimony	2025 01 20	<MDL 0.6	µg/L	6.0	No	No
Arsenic	2025 01 20	<MDL 0.2	µg/L	10.0	No	No
Barium	2025 01 20	15.3	µg/L	1000.0	No	No
Boron	2025 01 20	146	µg/L	5000.0	No	No
Cadmium	2025 01 20	0.006	µg/L	5.0	No	No
Chromium	2025 01 20	0.08	µg/L	50.0	No	No
Mercury	2025 01 20	<MDL 0.01	µg/L	1.0	No	No
Selenium	2025 01 20	<MDL 0.04	µg/L	50.0	No	No
Uranium	2025 01 20	0.024	µg/L	20.0	No	No
Additional Inorganics						
Fluoride	2025 01 27	0.64	mg/L	1.5	No	No
Nitrite	2025 01 06	<MDL 0.003	mg/L	1.0	No	No
Nitrite	2025 04 14	<MDL 0.003	mg/L	1.0	No	No

	Sample Date (yyyy/mm/dd)	Sample Result	Unit of Measure	MAC	Exceedance	
					MAC	½ MAC
Nitrite	2025 07 07	<MDL 0.003	mg/L	1.0	No	No
Nitrite	2025 10 06	<MDL 0.003	mg/L	1.0	No	No
Nitrate	2025 01 06	0.046	mg/L	10.0	No	No
Nitrate	2025 04 14	0.065	mg/L	10.0	No	No
Nitrate	2025 07 07	0.031	mg/L	10.0	No	No
Nitrate	2025 10 06	0.054	mg/L	10.0	No	No
Sodium	2025 01 27	21.3	mg/L	20**	Yes	Yes
Sodium	2025 02 03	48.6	mg/L	20**	Yes	Yes

MAC = Maximum Allowable Concentration as per O. Reg. 169/03

MDL = Method Detection Limit

* Uranium result shown in this table was taken as part of the 5 year testing schedule. Additional uranium sampling is required by the MDWL and results are included under Additional Legislated Samples.

**There is no “MAC” for Sodium. The aesthetic objective for sodium in drinking water is 200 mg/L. Sodium results exceeding 20 mg/L are to be reported to the Medical Officer of Health as per Schedule 16-3 (8) of O. Reg. 170/03.

Schedule 15 Sampling (Lead)

The Schedule 15 sampling is required under O. Reg. 170/03. This system is under reduced sampling. Only distribution samples were collected, and no plumbing samples were collected.

Table 9. Schedule 15 Test Results (Lead)

	Number of Sampling Points	Number of Samples	Range of Results Minimum	Range of Results Maximum	MAC (µg/L)	Number of Exceedances
Alkalinity (mg/L)	1	2	131	138	N/A	N/A
pH	1	2	7.17	7.70	N/A	N/A
Lead (µg/L)	1	2	0.02	0.06	10.0	0

Note: 2 sets of Lead, Alkalinity and field pH samples were collected in 2026 however, the samples were collected outside of the summer lead sampling period. This was reported according to O. Reg 170/03.

Organic Parameters

These parameters are tested as a requirement under O. Reg. 170/03. In the event any of the parameters listed in Schedule 23 or 24 of O. Reg. 170/03 exceed half of the maximum allowable

concentration the parameter is required to be samples quarterly. Based on the latest test results no additional testing is required.

Table 10. Organic Parameters Test Results

	Sample Date (yyyy/mm/dd)	Sample Result	Unit of Measure	MAC	Exceedance	
					MAC	½ MAC
Treated Water						
Alachlor	2025 01 20	<MDL 0.02	µg/L	5.0	No	No
Atrazine + N-dealkylated metabolites	2025 01 20	<MDL 0.01	µg/L	5.0	No	No
Azinphos-methyl	2025 01 20	<MDL 0.05	µg/L	20.0	No	No
Benzene	2025 01 20	<MDL 0.32	µg/L	1.0	No	No
Benzo(a)pyrene	2025 01 20	<MDL 0.004	µg/L	0.01	No	No
Bromoxynil	2025 01 20	<MDL 0.33	µg/L	5.0	No	No
Carbaryl	2025 01 20	<MDL 0.05	µg/L	90.0	No	No
Carbofuran	2025 01 20	<MDL 0.01	µg/L	90.0	No	No
Carbon Tetrachloride	2025 01 20	<MDL 0.17	µg/L	2.0	No	No
Chlorpyrifos	2025 01 20	<MDL 0.02	µg/L	90.0	No	No
Diazinon	2025 01 20	<MDL 0.02	µg/L	20.0	No	No
Dicamba	2025 01 20	<MDL 0.2	µg/L	120.0	No	No
1,2-Dichlorobenzene	2025 01 20	<MDL 0.41	µg/L	200.0	No	No
1,4-Dichlorobenzene	2025 01 20	<MDL 0.36	µg/L	5.0	No	No
1,2-Dichloroethane	2025 01 20	<MDL 0.35	µg/L	5.0	No	No
1,1-Dichloroethylene	2025 01 20	<MDL 0.33	µg/L	14.0	No	No
Dichloromethane (Methylene Chloride)	2025 01 20	<MDL 0.35	µg/L	50.0	No	No
2,4-Dichlorophenol	2025 01 20	<MDL 0.15	µg/L	900.0	No	No
2,4-Dichlorophenoxy acetic acid (2,4-D)	2025 01 20	<MDL 0.19	µg/L	100.0	No	No
Diclofop-methyl	2025 01 20	<MDL 0.4	µg/L	9.0	No	No
Dimethoate	2025 01 20	<MDL 0.06	µg/L	20.0	No	No
Diquat	2025 01 20	<MDL 1.0	µg/L	70.0	No	No
Diuron	2025 01 20	<MDL 0.03	µg/L	150.0	No	No
Glyphosate	2025 01 20	<MDL 1.0	µg/L	280.0	No	No
Malathion	2025 01 20	<MDL 0.02	µg/L	190.0	No	No
2-Methyl-4- chlorophenoxyacetic Acid (MCPA)	2025 01 20	<MDL 0.12	µg/L	100.0	No	No
Metolachlor	2025 01 20	<MDL 0.01	µg/L	50.0	No	No
Metribuzin	2025 01 20	<MDL 0.02	µg/L	80.0	No	No
Monochlorobenzene (Chlorobenzene)	2025 01 20	<MDL 0.3	µg/L	80.0	No	No
Paraquat	2025 01 20	<MDL 1.0	µg/L	10.0	No	No

	Sample Date (yyyy/mm/dd)	Sample Result	Unit of Measure	MAC	Exceedance	
					MAC	½ MAC
PCB	2025 01 20	<MDL 0.04	µg/L	3.0	No	No
Pentachlorophenol	2025 01 20	<MDL 0.15	µg/L	60.0	No	No
Phorate	2025 01 20	<MDL 0.01	µg/L	2.0	No	No
Picloram	2025 01 20	<MDL 1.0	µg/L	190.0	No	No
Prometryne	2025 01 20	<MDL 0.03	µg/L	1.0	No	No
Simazine	2025 01 20	<MDL 0.01	µg/L	10.0	No	No
Terbufos	2025 01 20	<MDL 0.01	µg/L	1.0	No	No
Tetrachloroethylene	2025 01 20	<MDL 0.35	µg/L	10.0	No	No
2,3,4,6-Tetrachlorophenol	2025 01 20	<MDL 0.2	µg/L	100.0	No	No
Triallate	2025 01 20	<MDL 0.01	µg/L	230.0	No	No
Trichloroethylene	2025 01 20	<MDL 0.44	µg/L	5.0	No	No
2,4,6-Trichlorophenol	2025 01 20	<MDL 0.25	µg/L	5.0	No	No
Trifluralin	2025 01 20	<MDL 0.02	µg/L	45.0	No	No
Vinyl Chloride	2025 01 20	<MDL 0.17	µg/L	1.0	No	No
Distribution Water						
Trihalomethane Total Running Annual Average	Q1 2025	7.13	µg/L	100.0	No	No
Trihalomethane Total Running Annual Average	Q2 2025	8.08	µg/L	100.0	No	No
Trihalomethane Total Running Annual Average	Q3 2025	8.45	µg/L	100.0	No	No
Trihalomethane Total Running Annual Average	Q4 2025	10.30	µg/L	100.0	No	No
HAA Total Running Annual Average	Q1 2025	5.30	µg/L	80.0	No	No
HAA Total Running Annual Average	Q2 2025	5.30	µg/L	80.0	No	No
HAA Total Running Annual Average	Q3 2025	5.30	µg/L	80.0	No	No
HAA Total Running Annual Average	Q4 2025	5.30	µg/L	80.0	No	No

MAC = Maximum Allowable Concentration as O. Reg. 169/03

MDL = Method Detection Limit

Additional Legislated Samples

Table 11. Uranium Sample Results

Municipal Drinking Water Licence	Date Collected (yyyy/mm/dd)	Uranium (µg/L)	Exceedances	
			MAC 20 µg/L	½ MAC 10 µg/L
Point of Entrance to Distribution System	2025 01 06	0.014	No	No
	2025 01 20	0.024	No	No

Municipal Drinking Water Licence	Date Collected (yyyy/mm/dd)	Uranium (µg/L)	Exceedances	
			MAC 20 µg/L	½ MAC 10 µg/L
(Treated Water)	2025 02 03	0.023	No	No
	2025 03 03	0.32	No	No
	2025 04 07	6.79	No	No
	2025 05 05	19.6	No	No
	2025 06 02	0.074	No	No
	2025 07 07	1.05	No	No
	2025 08 05	4.17	No	No
	2025 09 02	10.9	No	Yes
	2025 10 06	25.7	Yes	Yes
	2025 10 11	25.7	Yes	Yes
	2025 11 06	17.8	No	Yes
	2025 11 20	12.5	No	Yes
	2025 12 01	0.29	No	No



Note: MDWL requires quarterly sampling for uranium however for operational purposes, samples are collected monthly.

Major Maintenance Summary Incurred to Install, Repair or Replace Required Equipment

- Replace Treated Water Flow Meter
- Uranium Filter Media Replaced by Contractor
- Generator Repairs
- Uranium Filter Regen by Contractor
- Generator Service Call for Over Crank Condition
- Replace Alarm Dialer

APPENDIX A

WTR Submission Confirmation



Ministry of the Environment,
Conservation and Parks

| [WT DATA](#) | [USER PROFILE](#) | [CONTACT US](#) | [HELP](#) | [HOME](#) | [LOGOUT](#) |

Location: [WTRS](#) / [WT DATA](#) / [Input WT Record](#) WTRS-WT-008

Water Taking Data submitted successfully.

Confirmation:

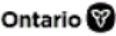
Thank you for submitting your water taking data online.

Permit Number: 7458-B2JNYL
Permit Holder: THE CORPORATION OF THE TOWNSHIP OF MINDEN HILLS.
Received on: Feb 23, 2026 3:33 PM

This confirmation indicates that your data has been received by the Ministry, but should not be construed as acceptance of this data if it differs from that specified on the Permit Number, assigned to the Permit Holder stated above.

[Print Confirmation](#) [Return to Main Page](#)

TOWNSHIP OF MINDEN HILLS | 2026/02/23
version: v5.0.0.01 (build#: 28)
Last modified: 2021/09/22

 This site maintained by
the Government of Ontario ©2026 [Queen's Printer for Ontario](#)